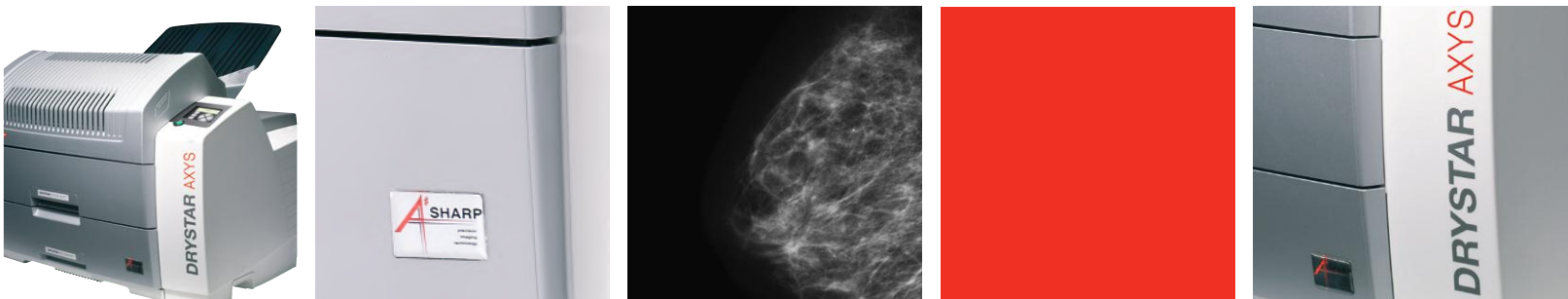


DRYSTAR AXYS

The all-round, table-top imager, even for mammography



The 'AXYS'

of your department

The compact imager with full flexibility

DRYSTAR AXYS is the new axis for digital radiography workflows, including for mammography imaging. Its small footprint covers a wealth of potential. Whether you need a centralized or a dedicated printer, the DRYSTAR AXYS will fit right in. It has two on-line media trays that can handle all types of media in all sizes available, while the daylight media handling makes it easy and convenient to load.

The compact size lets you use it wherever you need it, but the smart modular design provides the reliability you have come to expect from all Agfa imagers. It is also the only table-top imager available capable of printing Mammography quality images. And wait until you see how quickly you get your images! You will be holding your first print only seconds after the image is taken. With the DRYSTAR AXYS, every department can enjoy the benefits of a reliable, flexible, compact imager.

Mammography quality, really fast

Finally, high-quality Mammography images from a compact, table-top imager! The DRYSTAR AXYS gives you a high resolution of 508 ppi, which perfectly matches the 50 μm modality resolution of the highest resolution CR digitizers. This one-to-one ratio provides that the imager resolution is equal to the digitizer's scan resolution, so no image interpolation is necessary, and no image artifacts are introduced. It is the most efficient resolution possible, providing the excellent image quality required for diagnostic Mammography images.

And with the ultra-short access time for the first four prints, plus the efficient throughput, even the Mammography department can enjoy increased productivity along with all the benefits of table-top imaging.

A smart technology choice and a true family resemblance

The DRYSTAR AXYS may be compact, but it is a full-fledged member of the Agfa DRYSTAR family, and has all the family characteristics. These include the highly reliable modular design, as well as the Direct Digital Imaging Technology (DDI) that provides fast, clean, environmentally-friendly usage, with no complex or expensive moving parts to maintain. It is easier to use, with no wet processing, darkroom, complicated adjustments or cleaning procedures, and more reliable, for greater availability whenever you need it.

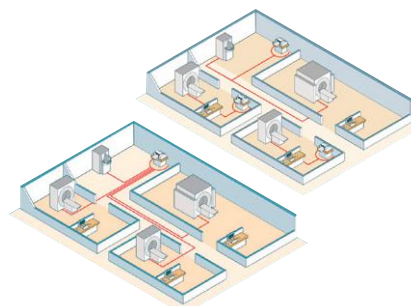
Direct Digital Imaging is also one of the best ways of combining the quality of 508 ppi at a spot size of 50 μm within a compact imager, providing the mammography-level image quality of this tabletop imager. And with the A#Sharp technology included, the enhanced imaging capability of the Direct Digital Imaging provides sharper image quality across all your applications.

The combination of its small size, ease of use, reliability, quality and flexibility make it the right imager to use – anywhere you need it.

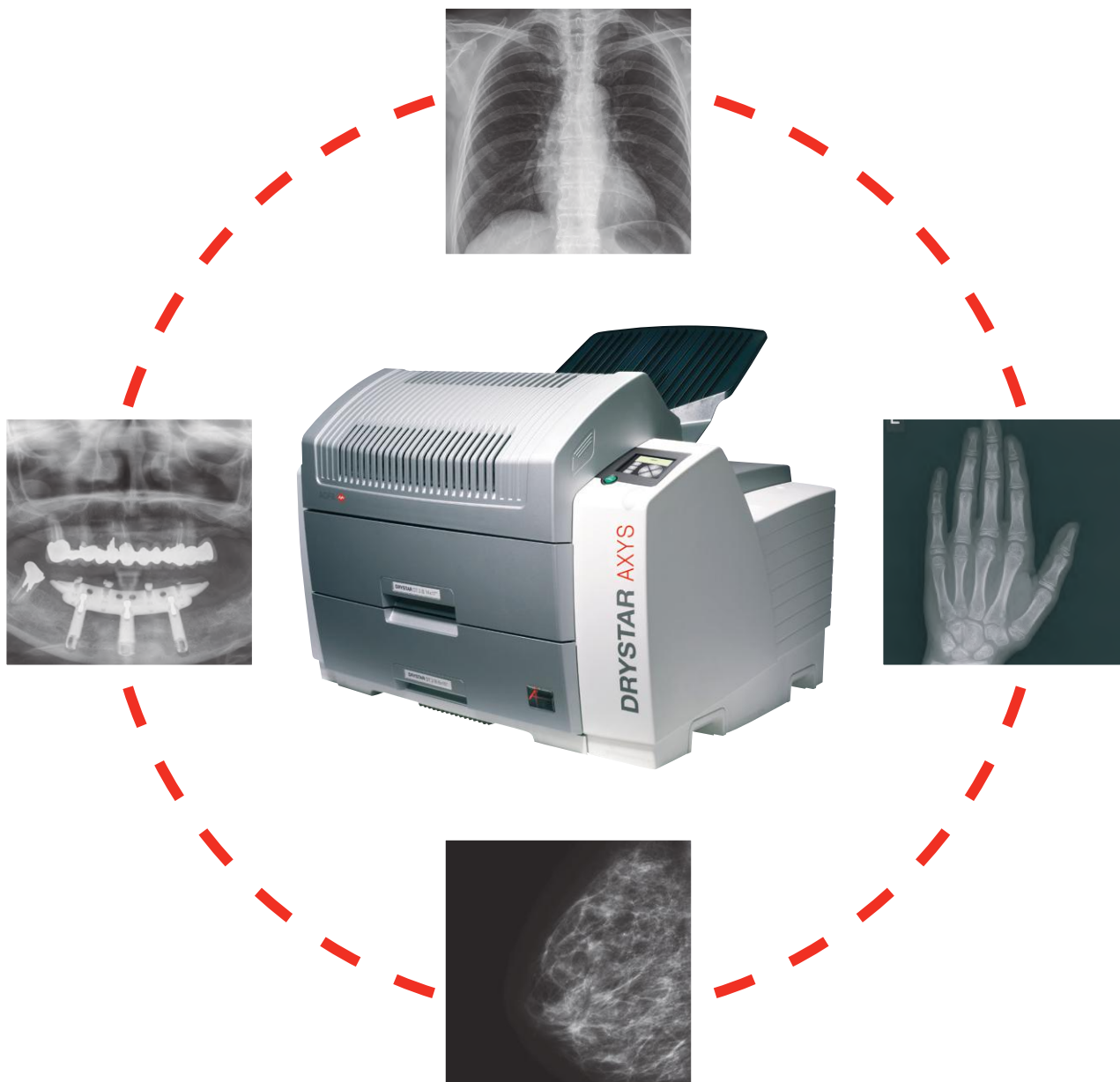
Fits anywhere and everywhere

DRYSTAR AXYS fits perfectly into any type of facility, from smaller clinics with limited space, to larger hospitals with many departments. Use it in a centralized imaging environment to support a broad range of applications, including CT, MR, DSA and US, as well as CR/DR applications for GenRad, Mammography, Orthopaedics, Dental Imaging and more.

Or use it as a dedicated departmental imager, so that any department can take advantage of its many benefits. With the DRYSTAR AXYS, the question is not whether to use it, but how to use it – and all the choices are yours!



DRYSTAR AXYS is the heart of the centralized or decentralized department, supporting a broad range of applications



The right connection

DRYSTAR AXYS not only fits in almost any space, it also integrates right into your facility. The DICOM-native imager makes network connectivity easy. It will blend in with your facility so quickly, you won't feel the slightest bump or interruption.

The media type and size you need, with daylight handling

The DRYSTAR AXYS's two on-line media trays provide you greater flexibility and usability. Both handle all media types and sizes, when and where you need them, with easy daylight handling. You can use blue base (Agfa dry film) and clear base (Agfa dry film) media in five different sizes: 8 x 10 inch, 10 x 12 inch, 11 x 14 inch, 14 x 14 inch and 14 x 17 inch. The imager can also handle Agfa dry Mammo film in 8 x 10 inch, 10 x 12 inch and 11 x 14 inch. Whatever media you need, DRYSTAR AXYS makes it convenient and accessible!

For more information on Agfa, please visit our website on www.agfa.com ■

Agfa and the Agfa rhombus are trademarks of Agfa-Gevaert NV, Belgium, or its affiliates. DRYSTAR and A#Sharp are trademarks of Agfa-Gevaert NV, Belgium, or its affiliates. All rights reserved. All information contained herein is intended for guidance purposes only, and characteristics of the products and services described in this publication can be changed at any time without notice. Products and services may not be available for your local area. Please contact your local sales representative for availability information. Agfa-Gevaert NV diligently strives to provide as accurate information as possible, but shall not be responsible for any typographical error.

© 2020 Agfa NV
All rights reserved
Published by Agfa NV
Septestraat 27 - 2640 Mortsel
Belgium

E1W7P GB 00202001

